








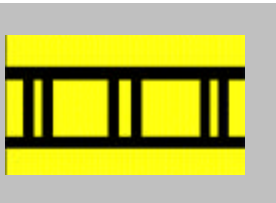
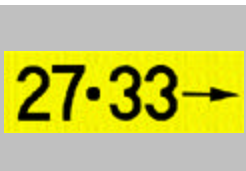





Airport Signs and Markings

	<p>ILS critical area holding position sign When the ILS is in use ATC may hold you short of this sign so your aircraft does not interfere with the ILS signal.</p>		<p>Runway boundary sign This sign faces the runway and is visible to pilots exiting the runway. Taxi past this sign to be sure you are clear of the runway.</p>
	<p>Runway approach area holding position sign You must hold at this sign until cleared to cross the runway, to avoid interference with runway operations.</p>		<p>Taxiway ending marker This sign indicates the termination of the taxiway. It is located at the far end of the intersection.</p>
	<p>Taxiway location sign This sign indicates which taxiway you're on. It may be posted next to direction or holding position signs.</p>		<p>Closed runway and taxiway marking Located at both ends of permanently closed runways and at 1,000-foot intervals. It is also placed at taxiway entrances if they are permanently closed.</p>
	<p>Runway holding position sign Until cleared onto the runway you must hold at this sign. In this example, the runway 15 threshold is to the left and the runway 33 threshold is to the right.</p>		<p>Direction sign for runway exit This sign will indicate the approaching taxiway while on the runway. In this example, taxiway Bravo is approaching to the left.</p>
	<p>Destination signs and location sign This sign indicates current position and direction to other taxiways. In this example, you are on taxiway Alpha. Taxiway Charlie passes from right to left and Alpha continues ahead to the right.</p>		<p>ILS critical area boundary sign Indicates when you are safely clear of the ILS critical area. It is located directly beside the ILS holding position markings. While ILS approaches are in use, taxi past the sign before stopping on the taxiway.</p>
	<p>Outbound destination sign This sign indicates directions to common taxi routes. In this example, runway 27 and 33 are to the right. The dot in the middle separates destinations identified on the sign.</p>		<p>Holding position and location signs In this example you are on taxiway Alpha; runway 5-23 passes perpendicular to your position. Runway 9-27 passes at an angle starting ahead and left of your position to behind and right of your position.</p>
	<p>Inbound destination sign This sign directs pilots to destinations on the airport. This example indicates that the military installation is to the right.</p>		<p>Runway location sign This sign identifies the runway on which your aircraft is located.</p>