

**Ace Pilot Training
Weight and Balance Computation
N47108 C152**

Item	Weight (lbs)	Arm (in.)	Moment (in-lbs)
Licensed Empty Weight	1,169.82	30.57	35,760.7
Pilot and Front Passenger		39.00	
Fuel (24.5 Gal. Max at 6 lbs per gallon)		40.00	
Baggage Area 1 (120 lbs. Max)*		64.00	
Baggage Area 2 (40 lbs. Max)*		84.00	
Total Loaded Airplane (1675 lbs. Max)		*****	

* Combined Baggage Areas 120 lbs. Max

Instructions For Computing Total Weight and Center of Gravity

1. Enter all weights as applicable in the "Weight" column
2. Multiply each weight that was entered by its corresponding arm from the "Arm" column and put the result in the "Moment" column.
3. Add all weights to find total weight and fill in below.
4. Add all moments to find total moment.
5. Divide total moments by total weight to find center of gravity (CG) and fill in below.
6. Verify that the total weight and CG fall within the "Weight vs. CG envelope" prior to conducting any flight.

Total Weight (lbs)

Center of Gravity (CG) (in.)

SECTION 6
WEIGHT & BALANCE/
EQUIPMENT LIST

CESSNA
MODEL 152

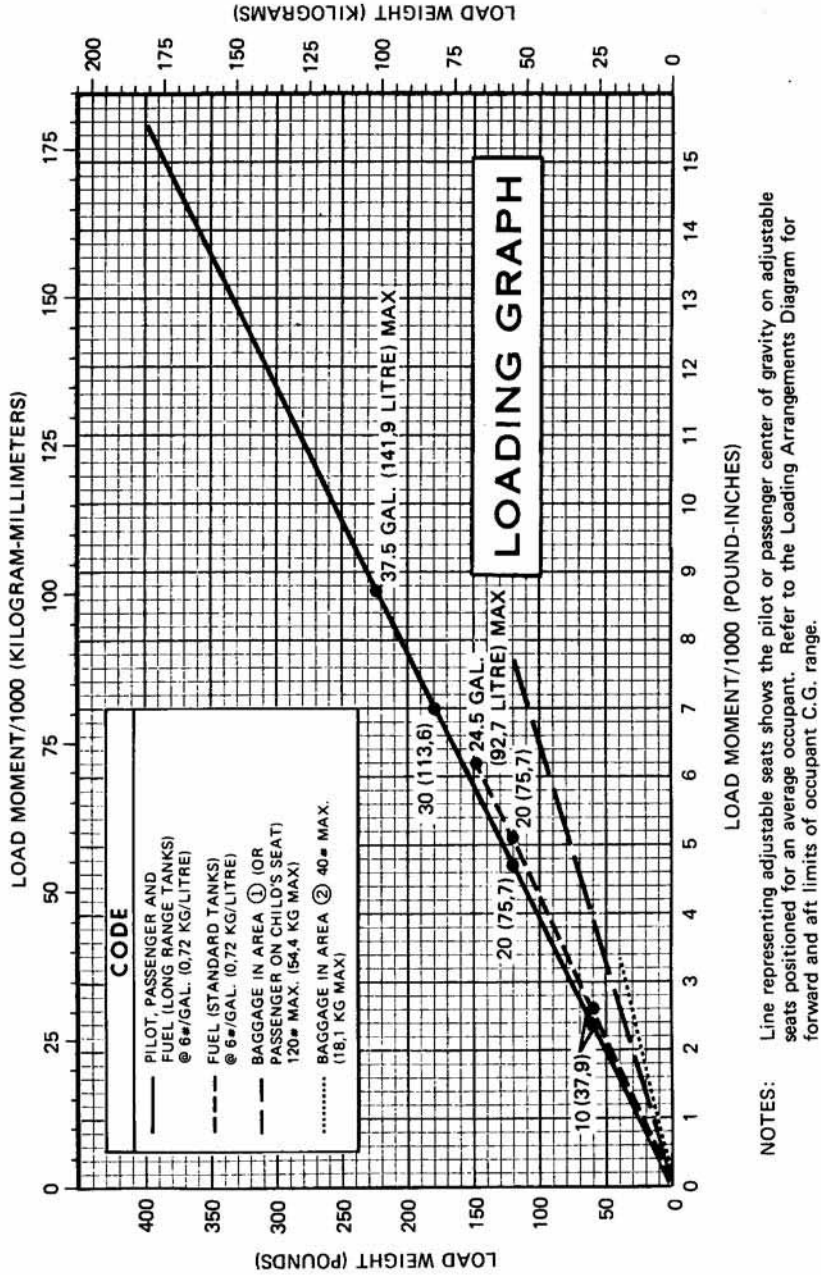


Figure 6-7. Loading Graph

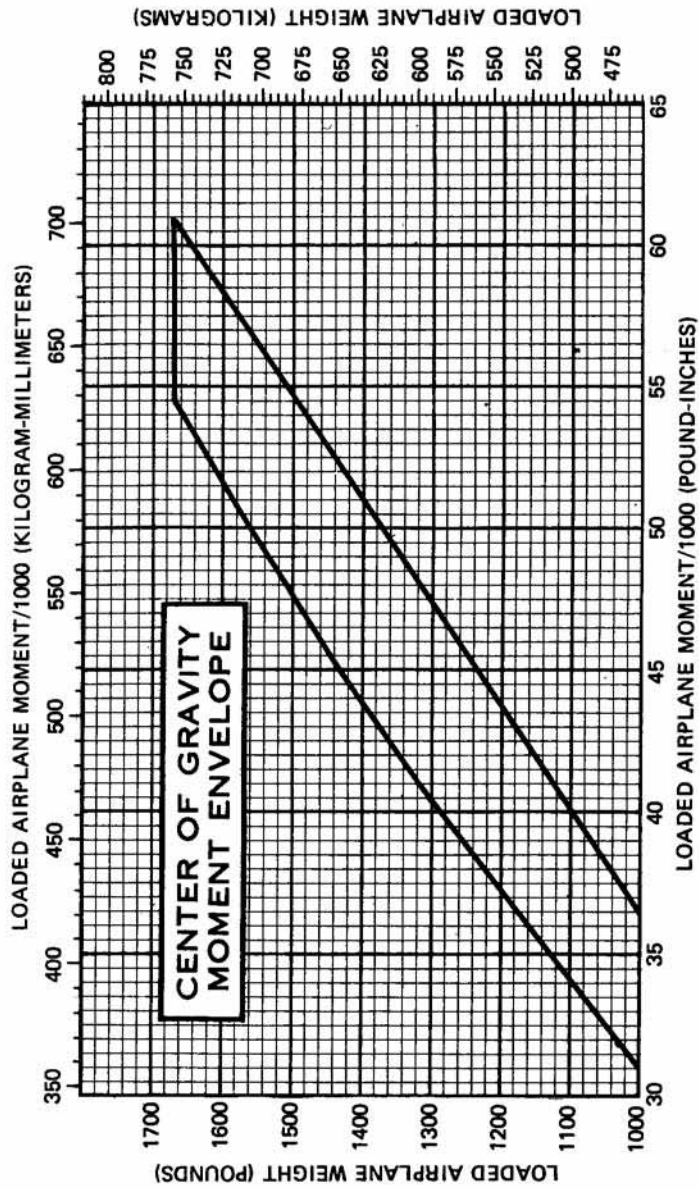


Figure 6-8. Center of Gravity Moment Envelope

SECTION 6
 WEIGHT & BALANCE/
 EQUIPMENT LIST

CESSNA
 MODEL 152

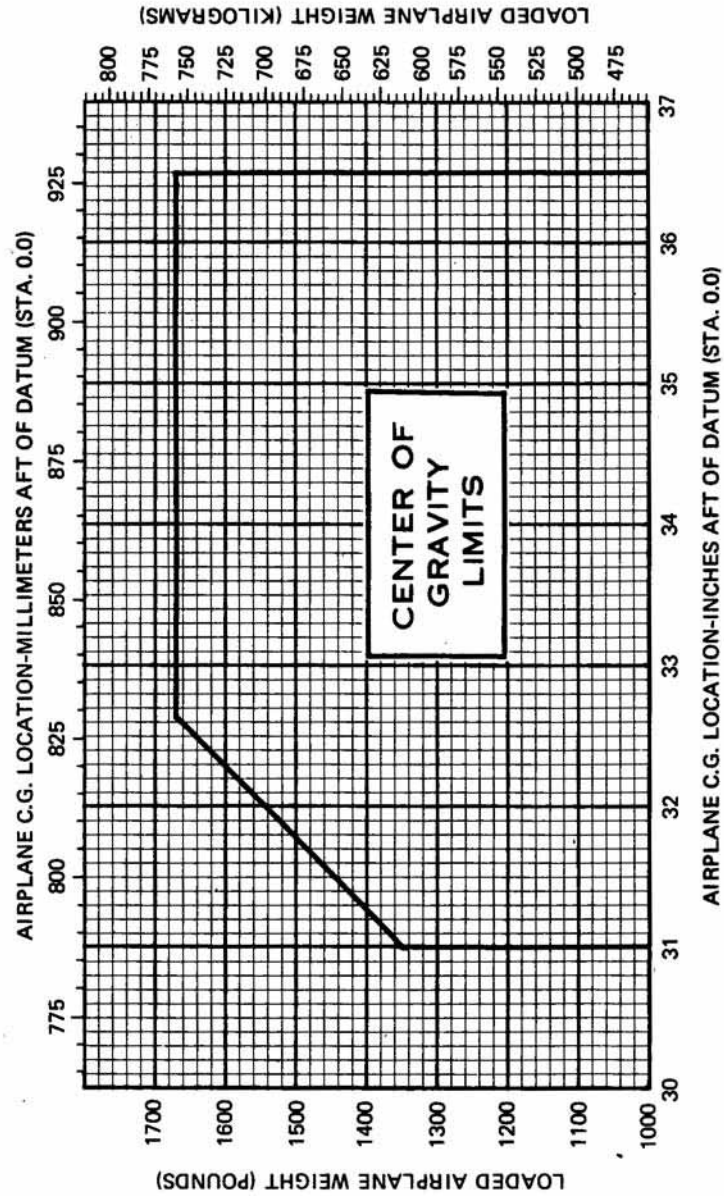


Figure 6-9. Center of Gravity Limits